

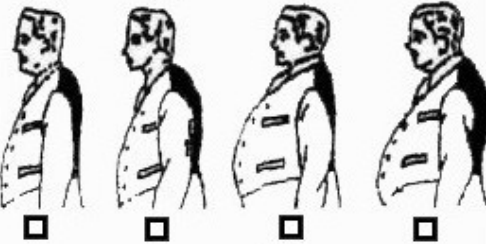
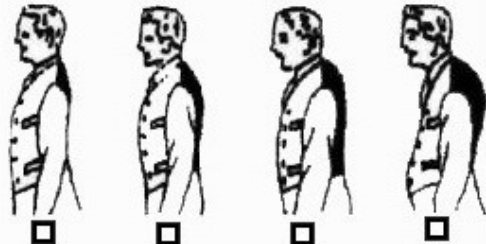
North East Church Supplies

Sartoria per Ecclesiastici

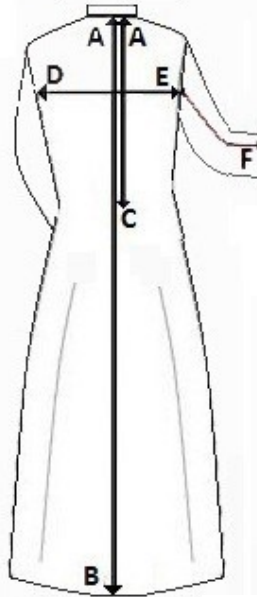
admin@nechurchsupplies.com

www.nechurchsupplies.com

MARK THE FIGURE NEAREST TO YOUR SHAPE



BACK



Do not hold the measuring tape too tightly and if possible, get someone else to help measure you

FULL STATURE cm _____

- A-C LENGTH FROM BASE OF NECK TO WAISTLINE cm _____
- A-B LENGTH FROM BASE OF NECK TO HEELS cm _____
- D-E WIDTH OF BACK FROM SHOULDER TO SHOULDER cm _____
- E-F LENGTH OF BENT ARM FROM SHOULDER TO CUFF cm _____
- I-L CIRCUMFERENCE OF THE CHEST cm _____
- H-G CIRCUMFERENCE OF THE WAIST cm _____
- O-P LENGTH FROM BASE OF NECK TO ANKLES cm _____
- M-N SIZE OF THE WHITE COLLAR OR SHIRT SIZE cm _____

FRONT



Measuring for your Greca Nero Overcoat

WOOL FABRIC REQUIRED: Medium Wool Heavy Wool

NOTE

Empty box for notes.

NAME _____

ADDRESS _____

PHONE _____ FAX _____

E-MAIL _____